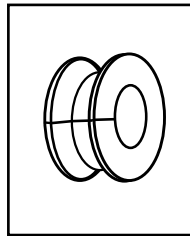
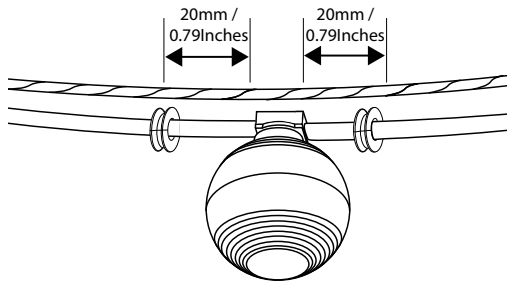




This product must be installed by a qualified electrician in accordance with all national and local electrical and construction codes.
Failure to comply with the installation instructions can result in serious injury or death.



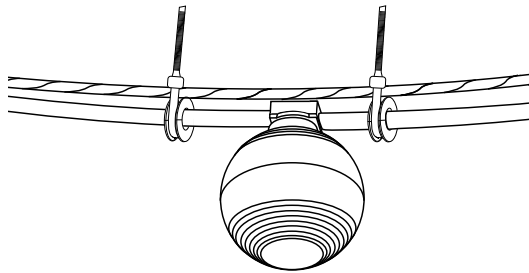
1 Place rubber grommets over MaxiLED Cable



(a). Make sure catenary cable is taut and secure.

(b). With the secure catenary cable above the MaxiLED Cable, place a rubber grommet 20mm / 0.79 inches either side of the MaxiLED housing.

2 Secure MaxiLED Cable

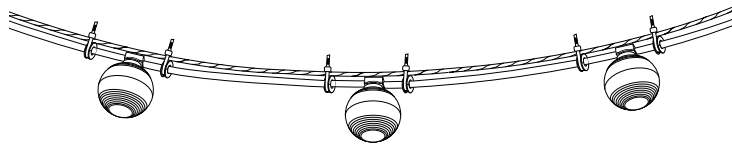


(a). Using a suitable sized UV resistant zip tie (4.8mm width), secure the grommet up against the catenary cable.

(b). Trim excess cable tie.

NOTE: GROMMET PLACED OVER MAXILED CABLE

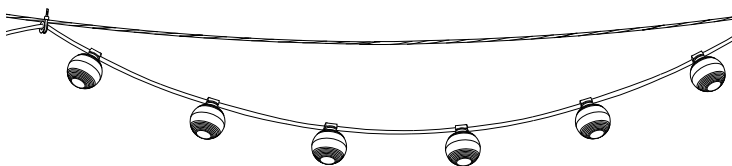
3 Repeat Procedure



(a). Repeat process 1-2 until the installation is complete.

(b). Connect the installed unit to the correct transformer.

4 Alternative Fixing Method



(a). alternative fixing method creating a hoop effect.

The transformer must be installed by a qualified electrician in accordance with all national and local electrical and construction codes.
Failure to comply with the installation instructions can result in serious injury or death.